

Pre-K
Distance Learning
April 27-May 1

- Complete the activities for Reading and Math Days 1-5.
- Sight Word Flash Cards - Practice through week. Children can use playdough, sidewalk chalk, sand writing etc. to practice writing the words.
- Practice Writing name, numbers and letters with the pages provided and utilize playdough, sidewalk chalk, sand etc.
- Sort It- Card game. Use a deck of playing cards and follow the directions for the game included in the packet.

Extended Break Pre-K Work

<p>Day 1</p>	<p>Day 2</p>	<p>Day 3</p>	<p>Day 4</p>	<p>Day 5</p>
<p>Reading</p> <p>-Practice writing your name. You can use an attached paper if you'd like. -Read a book with your student. Ask them about the story (What are the characters doing? Was there a problem the characters had to face or solve? How did they solve their problem?)</p>	<p>Reading</p> <p>-Sing the ABC's and practice writing the letters of the alphabet. You can use the attached papers if you'd like. -Practice syllables by clapping the number of syllables in family member's names and animal names. (Panda is 2 syllables, pan-da)</p>	<p>Reading</p> <p>-Practice writing your name. You can use an attached paper if you'd like. -Read a book with your student. It can be the same one from Day 1. Ask your student to draw a picture of their favorite part of the story.</p>	<p>Reading</p> <p>-Sing the ABC's and practice writing the letters of the alphabet. You can use the attached papers if you'd like. -Make a letter web. In the middle of the paper write a letter (example, B) and draw lines coming out from the letter. On the end of each line, draw a picture that starts with the letter B (bug, boy, bat, ball, etc.) You can do this for any letter.</p>	<p>Reading</p> <p>-Practice writing your name. You can use an attached paper if you'd like. -Read a book with your student. It can be the same book from Day 1. Have your student retell the story using a beginning, middle, and ending format. Help them along by looking back at the pictures if needed.</p>
<p>Math</p> <p>-Use 10 counters and set them out in a row. You can use cheerios, pennies, toy cars, dolls, etc. to count with. Have your child tap each item as they count. This should be 1-to-1 counting (they tap and say the number together.)</p>	<p>Math</p> <p>-Find things around your house that are a triangle shape. Collect the items in a pile. Put the items in order from biggest to smallest. Sort the items into different piles by their similarities (shape, color, size, etc.).</p>	<p>Math</p> <p>-Make a number web with the number 5. In the middle of the paper write the number 5 and draw lines coming out from it. On the end of each line, draw a different way to make 5 (counting on fingers, dice, dominos, 10 frame, counting aloud, picture of 5 things, etc.)</p>	<p>Math</p> <p>-Find things around your house that are a rectangle shape. Collect the items in a pile. Put the items in order from smallest to biggest. Sort the items into different piles by their similarities (shape, color, size, etc.)</p>	<p>Math</p> <p>-Count to 20 and practice writing your numbers 1-20. You can use the attached paper if you'd like. -Practice counting backwards from 10 to 0.</p>

Aa

Bb

Cc

Dd

Ee

Ff

Gg

Hh

Ii

Jj

Kk

Ll

Mm

Nn

Oo

Pp

Qq

Rr

Ss

Tt

Uu

Vv

Ww


Xx

Yy


Zz

Trace the letters.


Make it fun! Use different colors to write in rainbow or alternate using crayons, markers, and pencils to use different media.

The page contains ten sets of handwriting practice lines. Each set consists of three horizontal lines: a solid top line, a dashed middle line, and a solid bottom line. These lines are spaced evenly down the page to provide a guide for letter height and placement.

Write your name.
Make it fun! Use different colors to write in rainbow or alternate using crayons, markers, and pencils to use different media.

The page contains ten sets of horizontal handwriting lines. Each set consists of three lines: a solid top line, a dashed middle line, and a solid bottom line. These lines are spaced evenly down the page to provide a guide for letter height and placement.


Write your name.
Make it fun! Use different colors to write in rainbow or alternate using crayons, markers, and pencils to use different media.

The page contains ten sets of handwriting lines. Each set consists of three horizontal lines: a solid top line, a dashed middle line, and a solid bottom line. These lines are spaced evenly down the page to provide a guide for letter height and placement.

Write your name.
Make it fun! Use different colors to write in rainbow or alternate using crayons, markers, and pencils to use different media.

Handwriting practice lines consisting of a solid top line, a dashed middle line, and a solid bottom line. There are five such sets of lines on the page.

Write your name.
Make it fun! Use different colors to write in rainbow or alternate using crayons, markers, and pencils to use different media.

The page contains ten sets of handwriting practice lines. Each set consists of three horizontal lines: a solid top line, a dashed middle line, and a solid bottom line. These lines are spaced evenly down the page to provide a guide for letter height and placement.

Write your name.
Make it fun! Use different colors to write in rainbow or alternate using crayons, markers, and pencils to use different media.

1

2

3

4

5

6

7

8

9

10

11

12

13

14

15

16

17

18

19

20

Trace the numbers.

Make it fun! Use different colors to write in rainbow or alternate using crayons, markers, and pencils to use different media.

Make rows of 5.
Use counters to make rows of 5. See how many rows your student can count. You can use cheerios, pennies, toy cars, dolls, etc. to count with. The rows of 5 will fill up 10 frames.

for



SIGHTWORDS.com

on



SIGHTWORDS.com

are



SIGHTWORDS.com

as



SIGHTWORDS.com

Sort it

Players 2

Materials: Deck of cards

How to Play: Pick a way to sort the cards (color, suit, or numbers). Deal out the deck and players take turns finding cards that fit their sort. Look for creative ways to sort; even numbers, odd numbers, two cards with a sum of 10, etc.

