

Kindergarten
April 6-10

- Sight word practice. (Print and cut flash cards. You can practice with your child each week.)
- 2 per day - Language Arts Practice pages.
- 1 per day - Math Review Page
- Read and Spell Choice Boards.
 - There is one page included each day however, you can choose to do one page each week and save some pages to do through the summer.

Monday

Kendra Stuppi


Name _____

Trace and write the letters.

B b

L l

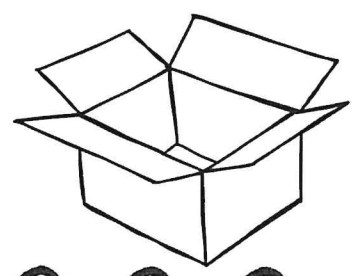


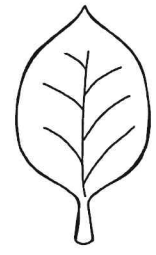
Draw something that starts with letter Bb.



Find and circle all the letter L's

T	R	V	I	L	F
L	u	L	a	y	G
o	l	T	D	l	H
i	D	h	l	I	L
p	L	l	Y	l	Y
l	P	t	L	t	T

Color the pictures that begin with L.



Monday

Kendra Stuppi

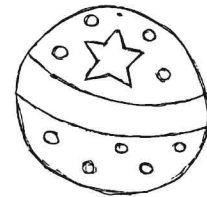


Name _____

Trace and write the sight words.

little

is is

Write the letter 'b' to finish each word. Read the words.



ook

oat

all

Write the sight words in the letter boxes.

is



with



little



Unit 6
Week 1

Read *and* Spell Choice Board!

Directions: Choose one activity every day to practice your spelling words! Check or color a box when you finish an activity!

Word List A (Mixed CVC Words I)

cab

ten

hit

mop

sun

Play-doh Fun!

Read all 5 words.
Then build them
using Play-doh!

Tic-Tac-Toe!

Read all 5 words.
Then play Tic-Tac-Toe
using the words
instead of x and o!

Illustrator Time!

Read all 5 words.
Then draw a
picture to illustrate
each word!

Hangman!

Read all 5 words.
Then play Hangman
with your family
using the word list!

Rainbow Write!

Read all 5 words.
Then rainbow write
them with colorful
markers/crayons!

Ghost Words!

Write the words in
a white crayon and
color over them
with a marker!

Author Time!

Read all 5 words.
Then write a
sentence using one
of the words!

Silly Reading!

Read all 5 words in
a silly voice, a
whisper voice, and a
singing voice!


Flashlight Reading!

Read all 5 words
three times each in
the dark with a
flashlight!

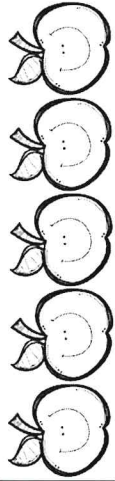
Name: _____

5-A-DAY MATH


Day 1




Color 1 



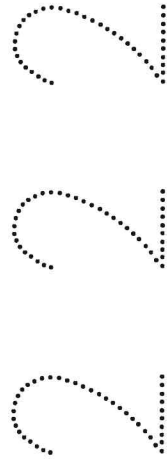
How many? _____



Color the counters to show  to show 



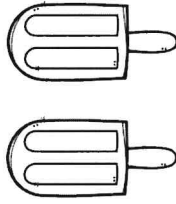
Day 2



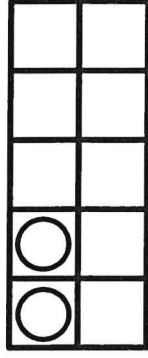
Color 2 




How many? _____



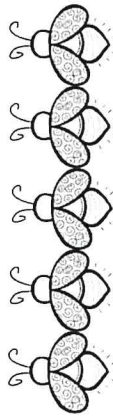
Color the counters to show  to show 



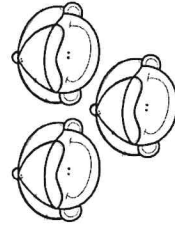
Day 3




Color 3 



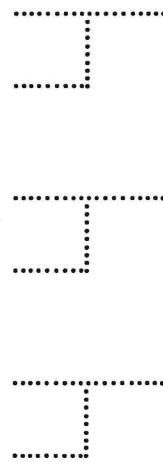
How many? _____



Color the counters to show  to show 




Day 4




Color 4 



How many? _____



Color the counters to show  to show 



Day 5



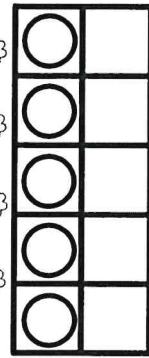
Color 5 



How many? _____



Color the counters to show  to show 




Name _____

Read each sentence 2 times.

The  is little.

I see a little .

My  is little.

Practice sounding out and reading the words below.

fan
→

hen
→

pot
→

lid
→

sad
→

bed
→

mop
→

tip
→

Count the letters and write how many.

W	B	E	I	B
J	R	V	b	I
I	b	B	a	h
A	L	P	d	L

Bb	LI



Name _____

Trace and write the letters.

B b

Blank handwriting lines for practice.


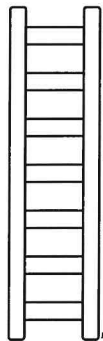

Rainbow write the word with three colors.

Read the words. Color all the boxes with the word *little*.

is

we	the	little	can
can	see	we	little
is	a	I	the
little	can	with	little

Tell the word for each picture. Write *b* or *l* under each picture for the beginning sound



Unit 6
Week 1

Read *and* Spell Choice Board!

Directions: Choose one activity every day to practice your spelling words! Check or color a box when you finish an activity!

Word List B (Mixed CVC Words 2)

mad jet lip fox mud

Play-doh Fun!

Read all 5 words.
Then build them
using Play-doh!

Tic-Tac-Toe!

Read all 5 words.
Then play Tic-Tac-Toe
using the words
instead of x and o!

Illustrator Time!

Read all 5 words.
Then draw a
picture to illustrate
each word!

Hangman!

Read all 5 words.
Then play Hangman
with your family
using the word list!

Rainbow Write!

Read all 5 words.
Then rainbow write
them with colorful
markers/crayons!

Ghost Words!

Write the words in
a white crayon and
color over them
with a marker!

Author Time!

Read all 5 words.
Then write a
sentence using one
of the words!

Silly Reading!

Read all 5 words in
a silly voice, a
whisper voice, and a
singing voice!

Flashlight Reading!


Read all 5 words
three times each in
the dark with a
flashlight!

Name: _____


5-A-DAY MATH

Tuesday


Day 1




Color 4



How many?






Day 2





Color 1

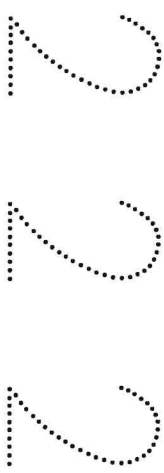


How many?

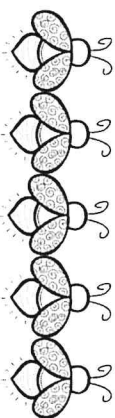





Day 3





Color 5

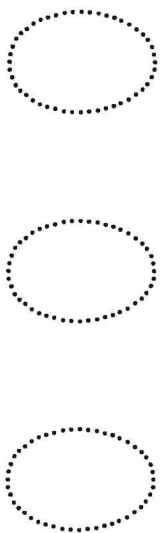


How many?







Day 4




Color 3

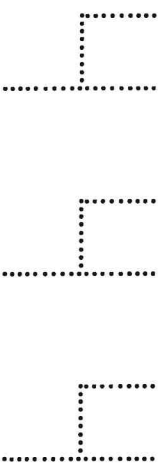


How many?






Day 5




Color 2



How many?






Name _____

Draw and write three things that start with a letter Ll sound


--	--	--

_____	_____	_____
-----	-----	-----
_____	_____	_____

Color the leaves with a letter L on them.

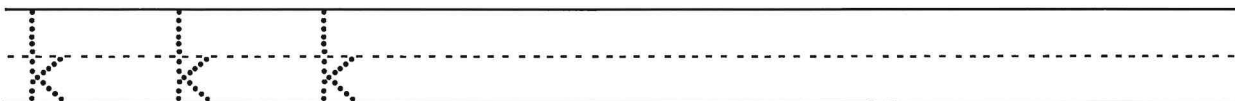


Write the letter 'b' to finish each word Read the words.




Name _____

Trace and write the letters.







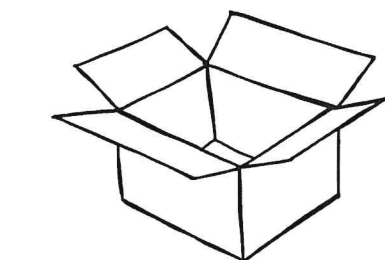
Draw something that starts with letter Kk



Find and circle all the letter Kk's

T	S	q	k	k	t
H	K	D	s	F	K
N	r	K	Z	x	R
c	E	T	K	I	P
D	k	y	I	k	S
k	p	m	o	R	Z

Color the pictures that begin with Kk



Unit 6
Week 2

Read *and* Spell Choice Board!

Directions: Choose one activity every day to practice your spelling words! Check or color a box when you finish an activity!

Word List C (Mixed CVC Words 3)

cap

bed

wig

hop

bus

Play-doh Fun!

Read all 5 words.
Then build them
using Play-doh!

Tic-Tac-Toe!

Read all 5 words.
Then play Tic-Tac-Toe
using the words
instead of x and o!

Illustrator Time!

Read all 5 words.
Then draw a
picture to illustrate
each word!

Hangman!

Read all 5 words.
Then play Hangman
with your family
using the word list!

Rainbow Write!

Read all 5 words.
Then rainbow write
them with colorful
markers/crayons!

Ghost Words!

Write the words in
a white crayon and
color over them
with a marker!

Author Time!

Read all 5 words.
Then write a
sentence using one
of the words!

Silly Reading!

Read all 5 words in
a silly voice, a
whisper voice, and a
singing voice!

Flashlight Reading!

Read all 5 words
three times each in
the dark with a
flashlight!

Name: _____


5-A-DAY MATH

Day 1

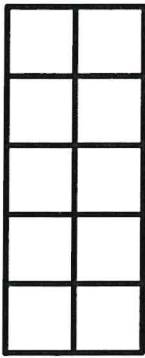
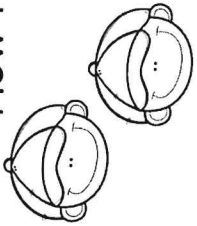
2 2



Color 2 red
and 2 yellow



How many?




Day 2


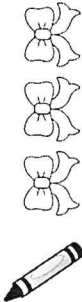
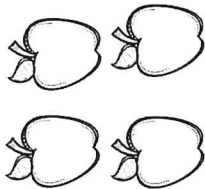
4 4



Color 3 red
and 1 yellow



How many?

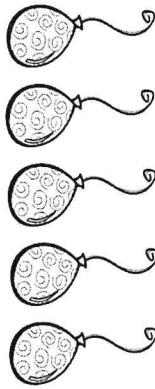


Day 3


0 0



Color 2 red
and 3 yellow



How many?

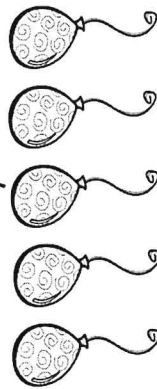


Day 4


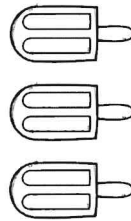
5 5



Color 4 red
And 1 yellow



How many?

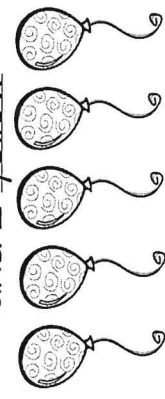


Day 5


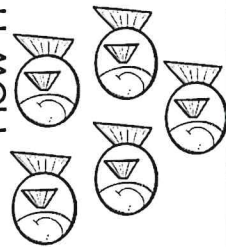
3 3



Color 3 red
and 2 yellow



How many?



Name _____

Trace and write the sight words.

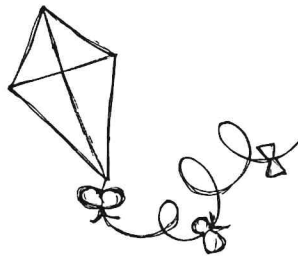
was was

she she

Write the letter 'k' to finish each word. Read the words.



king



kite



kid

Write the sight words in the letter boxes.

she



was



little



Unit 6
Week 2

Name _____

Read each sentence 2 times.

She can see a  .

She likes the  .

She was in a  .


A **noun** is a person, place, or thing. Add an -s to each word to make it plural



flower



grape




ant

Count the letters and write how many.

F	R	K	k	G
H	T	R	K	H
k	P	k	L	K
L	Q	V	w	K

K	k



Read *and* Spell Choice Board!

Directions: Choose one activity every day to practice your spelling words! Check or color a box when you finish an activity!

Word List D (Mixed CVC Words 4)

mat

leg

fin

hot

cut

Play-doh Fun!

Read all 5 words.
Then build them
using Play-doh!

Tic-Tac-Toe!

Read all 5 words.
Then play Tic-Tac-Toe
using the words
instead of x and o!

Illustrator Time!

Read all 5 words.
Then draw a
picture to illustrate
each word!

Hangman!

Read all 5 words.
Then play Hangman
with your family
using the word list!

Rainbow Write!

Read all 5 words.
Then rainbow write
them with colorful
markers/crayons!

Ghost Words!

Write the words in
a white crayon and
color over them
with a marker!

Author Time!

Read all 5 words.
Then write a
sentence using one
of the words!

Silly Reading!

Read all 5 words in
a silly voice, a
whisper voice, and a
singing voice!


Flashlight Reading!

Read all 5 words
three times each in
the dark with a
flashlight!


5-A-DAY MATH

Name: _____

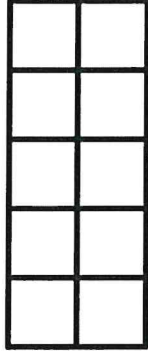

Day 1



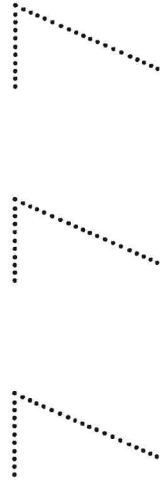
Color 6




How many? _____





Day 2




Color 7




How many? _____





Day 3



Color 8



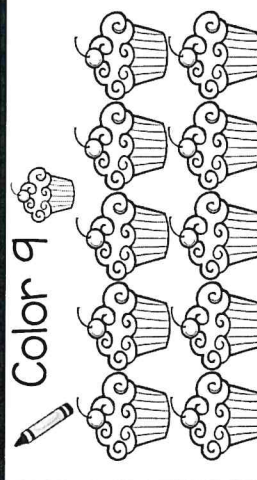
How many? _____



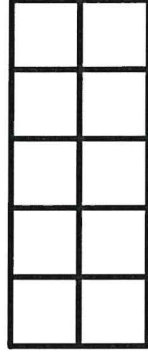
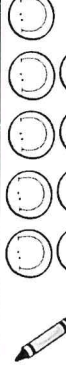

Day 4




Color 9



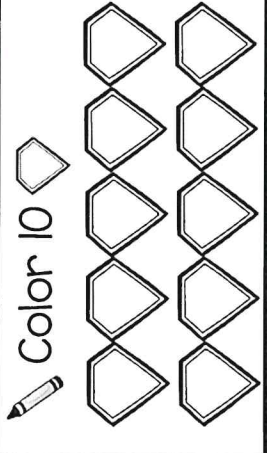
How many? _____





Day 5



Color 10

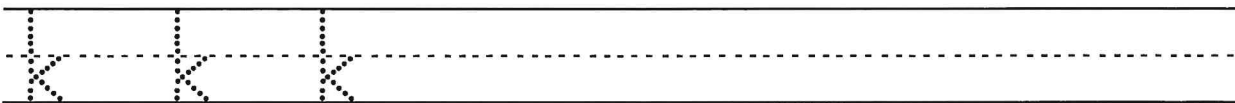
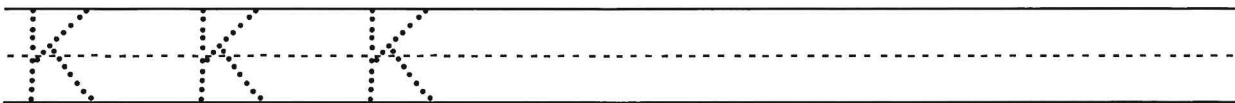


How many? _____



Name _____

Trace and write the letters.



Rainbow write the word with three colors.

Read the words. Color all the boxes with the word *was*.



can	a	was	go
see	was	can	was
she	the	we	a
was	I	like	was

Tell the word for each picture. Write *k* under each picture that begins with the /k/ sound.





Unit 6
Week 2


Name _____

Draw and write three things that start with a letter Kk sound

--	--	--

_____	_____	_____
-----	-----	-----
_____	_____	_____

Color the keys with a letter K on them.



Write the letters 'ck' to finish each word. Read the words.



so _____



du _____



Read and Spell Choice Board!

Directions: Choose one activity every day to practice your spelling words! Check or color a box when you finish an activity!

Word List E (Mixed CVC Words 5)

ham

web

six

sob

tub

Play-doh Fun!

Read all 5 words.
Then build them
using Play-doh!

Tic-Tac-Toe!

Read all 5 words.
Then play Tic-Tac-Toe
using the words
instead of x and o!

Illustrator Time!

Read all 5 words.
Then draw a
picture to illustrate
each word!

Hangman!

Read all 5 words.
Then play Hangman
with your family
using the word list!

Rainbow Write!

Read all 5 words.
Then rainbow write
them with colorful
markers/crayons!

Ghost Words!

Write the words in
a white crayon and
color over them
with a marker!

Author Time!

Read all 5 words.
Then write a
sentence using one
of the words!

Silly Reading!

Read all 5 words in
a silly voice, a
whisper voice, and a
singing voice!


Flashlight Reading!

Read all 5 words
three times each in
the dark with a
flashlight!

5-A-DAY MATH Friday

Name: _____

Day 1



Color 9

How many? _____

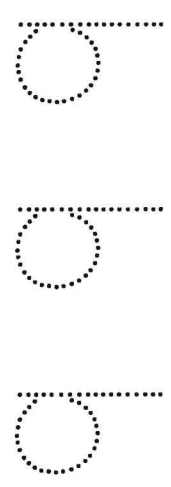
Day 2



Color 7

How many? _____


Day 3



Color 8

How many? _____

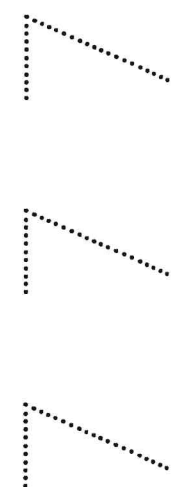
Day 4



Color 10

How many? _____

Day 5



Color 6

How many? _____

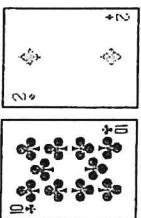
Friday

Addition Top-It

Players 2

Materials: Deck of cards, face cards worth ten, Ace worth 1 or 11.

How to Play: Each player turns over two cards and adds them together. The player with the greatest sum wins all the cards. Continue until all the cards are gone.



$$2 + 10 = 12$$



$$5 + 5 = 10$$



Player 1 wins all four cards.

Make the game easier by taking higher digit cards of the deck. Make the game harder by add 3 cards:

the



SIGHTWORDS.com

of



SIGHTWORDS.com

and



a



to



SIGHTWORDS.com

in



SIGHTWORDS.com

is



you



that



SIGHTWORDS.com

it



SIGHTWORDS.com

he



was



for



SIGHTWORDS.com

on



SIGHTWORDS.com

are



as



with



SIGHTWORDS.com

his



SIGHTWORDS.com

they



I



at



SIGHTWORDS.COM

be



SIGHTWORDS.COM

this



have



from



SIGHTWORDS.com

or



SIGHTWORDS.com

one



had



by



SIGHTWORDS.com

words



SIGHTWORDS.com

but



not



what



SIGHTWORDS.com

all



SIGHTWORDS.com

were



we



when



SIGHTWORDS.com

your



SIGHTWORDS.com

can



said

