

Kindergarten
April 27-May1

- Sight word practice. (Print and cut flash cards. You can practice with your child each week.)
- 2 per day - Language Arts Practice pages.
- 1 per day - Math Review Page
- Read and Spell Choice Boards.
 - There is one page included each day however, you can choose to do one page each week and save some pages to do through the summer.


Name _____

Trace and write the sight words.


here here

me me


Write the letter 'j' to finish each word. Read the words.



 ar



 ug



 am

Write the sight words in the letter boxes.


here



me



they



Unit 8
Week 1

Name _____

Read each sentence 2 times.

The  is for me to eat.

Here is the big blue .

The  and  are for me.

Use the lines below to write about how you get to school.

Count the letters and write how many.

W	Q	C	j	q
s	H	D	K	C
G	J	q	y	b
T	l	z	j	j

Jj	Qq



Unit 8
Week 1

Read *and* Spell Choice Board!

Directions: Choose one activity every day to practice your spelling words! Check or color a box when you finish an activity!

Word List Q (Short Vowel I - Mixed 2)

rib

kid

big

win

fix

Play-doh Fun!

Read all 5 words.
Then build them
using Play-doh!

Tic-Tac-Toe!

Read all 5 words.
Then play Tic-Tac-Toe
using the words
instead of x and o!

Illustrator Time!

Read all 5 words.
Then draw a
picture to illustrate
each word!

Hangman!

Read all 5 words.
Then play Hangman
with your family
using the word list!

Rainbow Write!

Read all 5 words.
Then rainbow write
them with colorful
markers/crayons!

Ghost Words!

Write the words in
a white crayon and
color over them
with a marker!

Author Time!

Read all 5 words.
Then write a
sentence using one
of the words!

Silly Reading!

Read all 5 words in
a silly voice, a
whisper voice, and a
singing voice!

Flashlight Reading!


Read all 5 words
three times each in
the dark with a
flashlight!


Name: _____

5-A-DAY MATH

Day 1

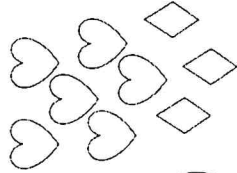

Write the number 16 two times.

 Use 2 colors.



$$\underline{\quad} + \underline{\quad} = 9$$

Complete the number bond.



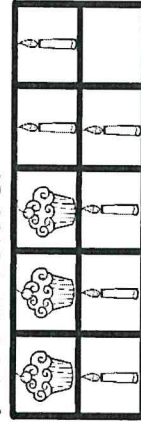
Write the number before and after.

8

Day 2

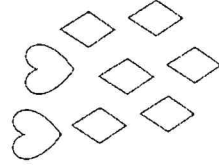

Write the number 17 two times.

 Use 2 colors.



$$\underline{\quad} + \underline{\quad} = 9$$

Complete the number bond.




Write the number before and after.

13

Day 3

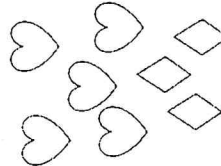

Write the number 18 two times.

 Use 2 colors.



$$\underline{\quad} + \underline{\quad} = 9$$

Complete the number bond.



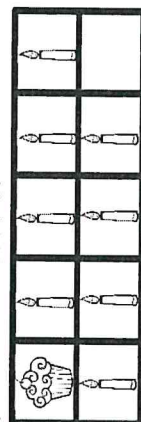
Write the number before and after.

10

Day 4

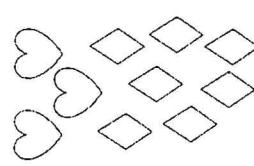

Write the number 19 two times.

 Use 2 colors.



$$\underline{\quad} + \underline{\quad} = 9$$

Complete the number bond.




Write the number before and after.

17

Day 5

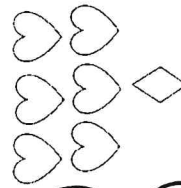

Write the number 20 two times.

 Use 2 colors.



$$\underline{\quad} + \underline{\quad} = 9$$

Complete the number bond.



Write the number before and after.

6

Name _____

Trace and write the letters.

J j

Q q



Rainbow write the word with three colors.

Read the words. Color all the boxes with the word *here*.



are	here	we	here
little	I	she	here
see	here	go	are
a	me	here	I

Tell the word for each picture. Write *j* under each picture that begins with the /j/ sound





Name _____

Draw and write three things that start with a *qu* sound

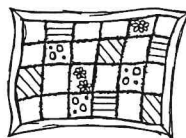
--	--	--

_____	_____	_____
-----	-----	-----
_____	_____	_____

Color the quarters with a letter *Q* on them.



Write the letters 'qu' to finish each word. Read the words.







Unit 8
Week 1

Unit 8
Week 1

Read *and* Spell Choice Board!

Directions: Choose one activity every day to practice your spelling words! Check or color a box when you finish an activity!

Word List R (Word Family "op")

hop

cop

top

mop

pop

Play-doh Fun!

Read all 5 words.
Then build them
using Play-doh!

Tic-Tac-Toe!

Read all 5 words.
Then play Tic-Tac-Toe
using the words
instead of x and o!

Illustrator Time!

Read all 5 words.
Then draw a
picture to illustrate
each word!

Hangman!

Read all 5 words.
Then play Hangman
with your family
using the word list!

Rainbow Write!

Read all 5 words.
Then rainbow write
them with colorful
markers/crayons!

Ghost Words!

Write the words in
a white crayon and
color over them
with a marker!

Author Time!

Read all 5 words.
Then write a
sentence using one
of the words!

Silly Reading!

Read all 5 words in
a silly voice, a
whisper voice, and a
singing voice!

Flashlight Reading!

Read all 5 words
three times each in
the dark with a
flashlight!

Name: _____

5-A-DAY MATH

Day 1

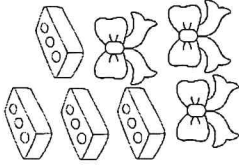
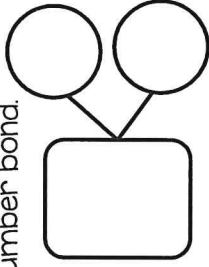
Write the number 13 two times.

 Use 2 colors.



$$\underline{\quad} + \underline{\quad} = 9$$

Complete the number bond.



Write the number before and after.

17

Day 2

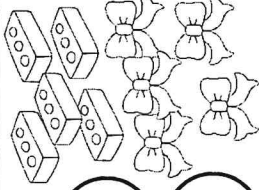

Write the number 15 two times.

 Use 2 colors.



$$\underline{\quad} + \underline{\quad} = 8$$

Complete the number bond.




Write the number before and after.

19

Day 3



Write the number 17 two times.

 Use 2 colors.



$$\underline{\quad} + \underline{\quad} = 9$$

Complete the number bond.



Write the number before and after.

15

Day 4


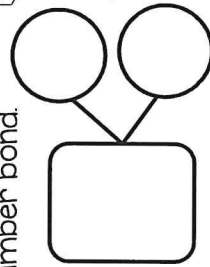
Write the number 20 two times.

 Use 2 colors.



$$\underline{\quad} + \underline{\quad} = 8$$

Complete the number bond.



Write the number before and after.

13

Day 5


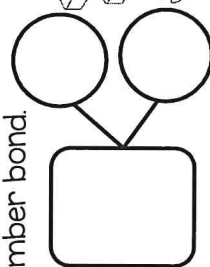
Write the number 12 two times.

 Use 2 colors.



$$\underline{\quad} + \underline{\quad} = 9$$

Complete the number bond.

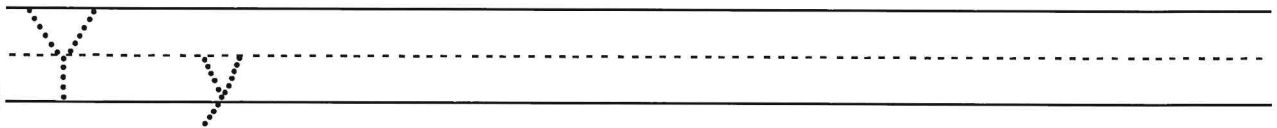


Write the number before and after.


14

Name _____

Trace and write the letters.






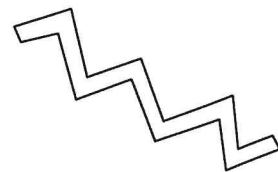

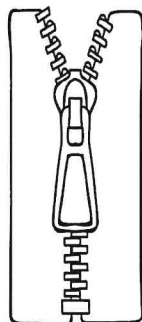
Draw something that starts with letter Yy.



Find and circle all the letter Zz's

T	c	a	I	W	Z
B	Z	f	E	q	M
V	S	z	a	T	x
x	Y	y	A	p	S
z	U	v	z	t	y
Q	I	N	Z	k	z

Color the pictures that begin with Zz





Name _____

Trace and write the sight words.

what

this

Write the letter 'y' to finish each word. Read the words.



ak

am

arn

Write the sight words in the letter boxes.

what



this



here



Unit 8
Week 2

Read *and* Spell Choice Board!

Directions: Choose one activity every day to practice your spelling words! Check or color a box when you finish an activity!

Word List S (Word Family "ot")

cot

hot

rot

pot

dot

Play-doh Fun!

Read all 5 words.
Then build them
using Play-doh!

Tic-Tac-Toe!

Read all 5 words.
Then play Tic-Tac-Toe
using the words
instead of x and o!

Illustrator Time!

Read all 5 words.
Then draw a
picture to illustrate
each word!

Hangman!

Read all 5 words.
Then play Hangman
with your family
using the word list!

Rainbow Write!

Read all 5 words.
Then rainbow write
them with colorful
markers/crayons!

Ghost Words!

Write the words in
a white crayon and
color over them
with a marker!

Author Time!

Read all 5 words.
Then write a
sentence using one
of the words!

Silly Reading!

Read all 5 words in
a silly voice, a
whisper voice, and a
singing voice!

Flashlight Reading!

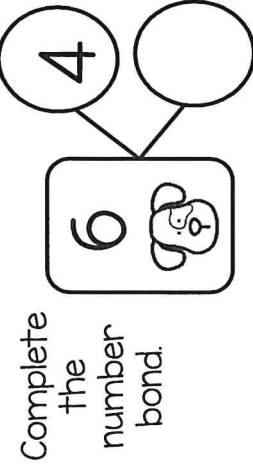
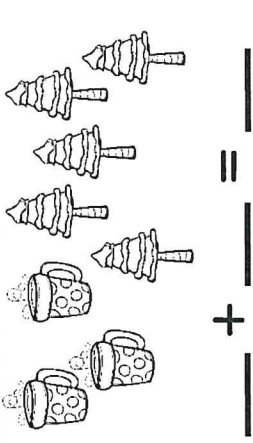
Read all 5 words
three times each in
the dark with a
flashlight!

5-A-DAY MATH

Name: _____

Write the date.


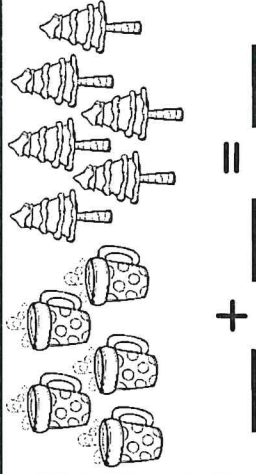
Day 1



Count back by 1s.

8


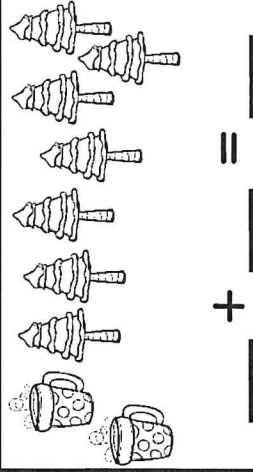
Day 2



Count back by 1s.

10

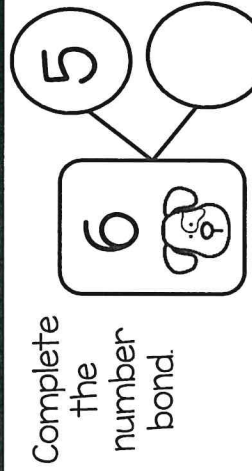
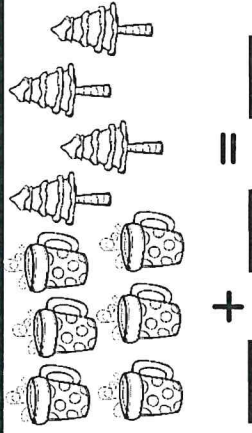
Day 3



Count back by 1s.

6


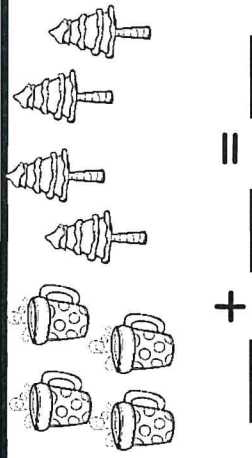
Day 4



Count back by 1s.

11

Day 5



Count back by 1s.

7

Name _____

Read each sentence 2 times.

What can a  do?

This is my pet .

What can we see at the  ?

Write a sentence using one the prepositions listed below.

on by with to

Count the letters and write how many.

T	Y	q	O	Z
y	s	Z	V	S
h	X	U	Z	W
z	W	Y	z	I

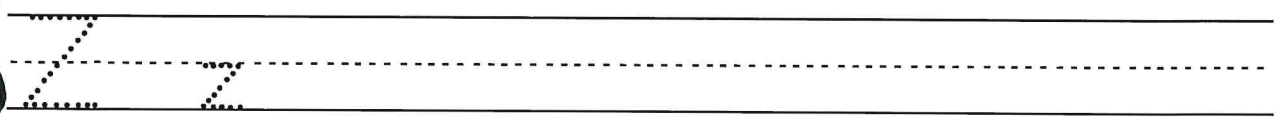
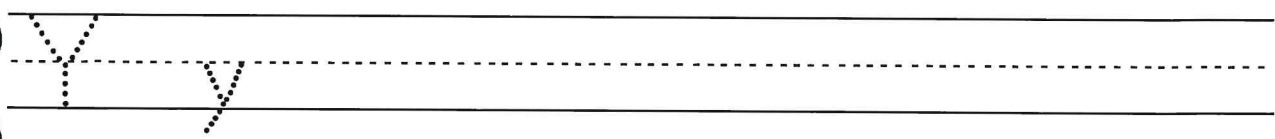
Yy	Zz



Unit 8
Week 2


Name _____

Trace and write the letters.




Rainbow write the word with three colors.

Read the words. Color all the boxes with the word *what*.



see	what	this	what
what	little	my	the
this	are	go	what
what	here	can	what

Tell the word for each picture. Write *y* or *z* under each picture for the beginning sound.





Unit 8
Week 2

Read *and* Spell Choice Board!

Directions: Choose one activity every day to practice your spelling words! Check or color a box when you finish an activity!

Word List T (Short Vowel O - Mixed I)

cob

log

pod

fox

mom

Play-doh Fun!

Read all 5 words.
Then build them
using Play-doh!

Tic-Tac-Toe!

Read all 5 words.
Then play Tic-Tac-Toe
using the words
instead of x and o!

Illustrator Time!

Read all 5 words.
Then draw a
picture to illustrate
each word!

Hangman!

Read all 5 words.
Then play Hangman
with your family
using the word list!

Rainbow Write!

Read all 5 words.
Then rainbow write
them with colorful
markers/crayons!

Ghost Words!

Write the words in
a white crayon and
color over them
with a marker!

Author Time!

Read all 5 words.
Then write a
sentence using one
of the words!

Silly Reading!

Read all 5 words in
a silly voice, a
whisper voice, and a
singing voice!

Flashlight Reading!

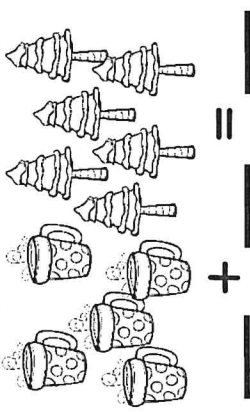
Read all 5 words
three times each in
the dark with a
flashlight!

5-A-DAY MATH

Name: _____

Write the date.

Day 1

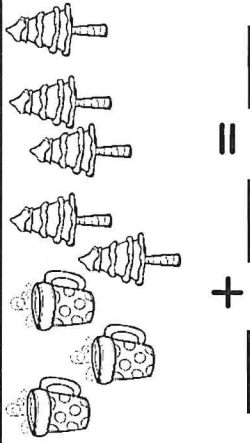


Complete the number bond.

Count back by 1s.

13

Day 2

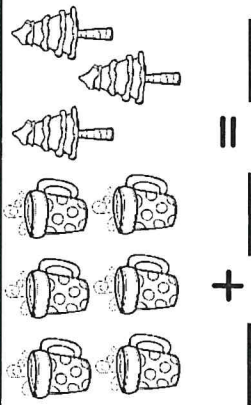


Complete the number bond.

Count back by 1s.

11

Day 3

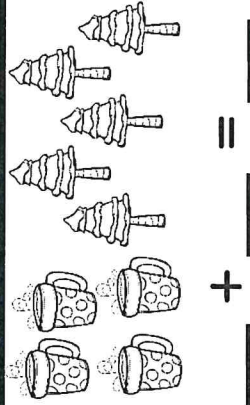


Complete the number bond.

Count back by 1s.

16

Day 4

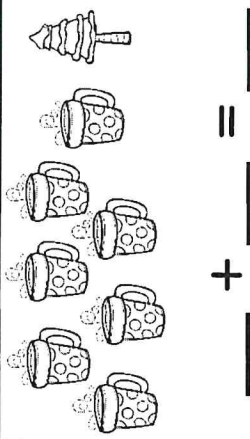


Complete the number bond.

Count back by 1s.

12

Day 5



Complete the number bond.

Count back by 1s.

14

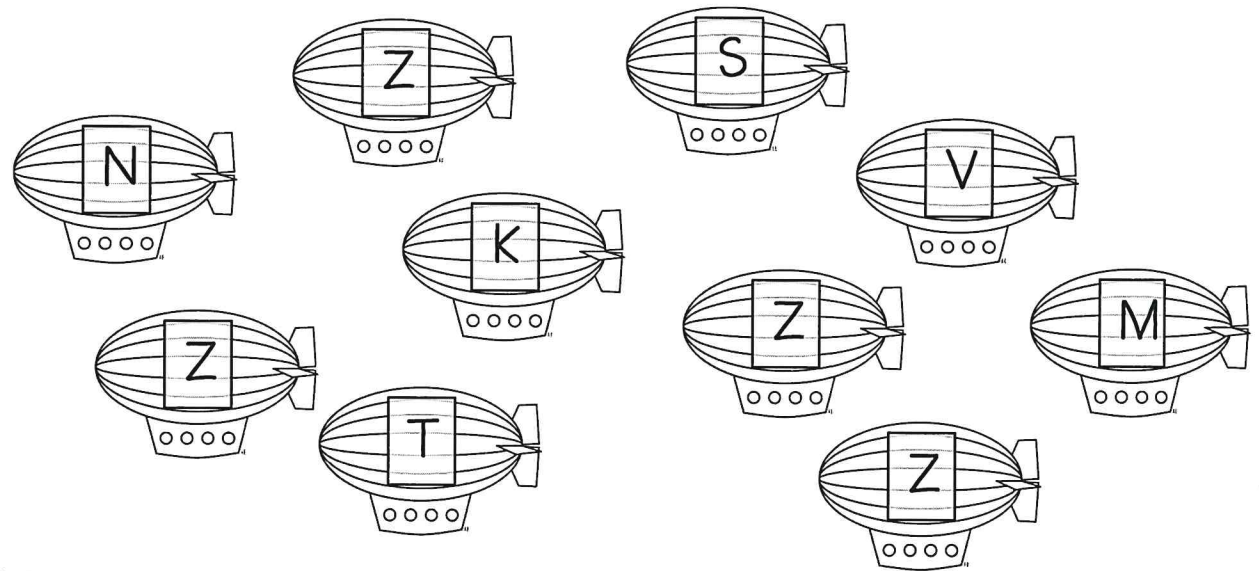
Name _____

Draw and write three things that start with a letter Zz sound


--	--	--

_____	_____	_____
-----	-----	-----
_____	_____	_____

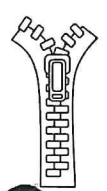
Color the zeppelins with a letter Z on them.




Write the letter 'z' to finish each word Read the words.



oo



ipper




Unit 8
Week 2

Name _____

Trace and write the letters.

Tracing practice for letters O, G, X, and W. Each letter is shown in a dotted format on a set of three horizontal lines (top, middle-dashed, bottom) for tracing. Below each dotted letter is a blank space on the same lines for independent writing.

Draw something that has the short u sound in the middle.



Find and circle all the letters

Activity for finding letters. It features three crayons labeled 'blue', 'yellow', and 'red' with the letter pairs 'Jj', 'Zz', and 'Gg' above them. Below the crayons is a grid of letters for identification:

T	Z	w	j	x	J
o	I	z	a	v	l
j	T	L	H	Z	j
g	Q	g	t	O	k
b	G	J	g	Z	G
D	Z	P	m	p	w

Draw a line to match each picture to the correct beginning sound

u G W X V J

Illustrations for a matching activity: a slice of watermelon, an umbrella, a volcano, a girl, a jellyfish, a fish skeleton, and a girl holding a sign that says 'Unit 8 Week 3'.

Read *and* Spell Choice Board!

Directions: Choose one activity every day to practice your spelling words! Check or color a box when you finish an activity!

Word List U (Short Vowel U - Mixed 2)

sob

fog

nod

box

job

Play-doh Fun!

Read all 5 words.
Then build them
using Play-doh!

Tic-Tac-Toe!

Read all 5 words.
Then play Tic-Tac-Toe
using the words
instead of x and o!

Illustrator Time!

Read all 5 words.
Then draw a
picture to illustrate
each word!

Hangman!

Read all 5 words.
Then play Hangman
with your family
using the word list!

Rainbow Write!

Read all 5 words.
Then rainbow write
them with colorful
markers/crayons!

Ghost Words!

Write the words in
a white crayon and
color over them
with a marker!

Author Time!

Read all 5 words.
Then write a
sentence using one
of the words!

Silly Reading!

Read all 5 words in
a silly voice, a
whisper voice, and a
singing voice!

Flashlight Reading!

Read all 5 words
three times each in
the dark with a
flashlight!

5-A-DAY MATH

Name: _____


Write the date.

Day 1

Draw a picture and solve.

$$\underline{5} + \underline{2} = \underline{\quad}$$

Complete
the
number
bond.



Count **back** by 1s.


15

Day 2

Draw a picture and solve.

$$\underline{3} + \underline{3} = \underline{\quad}$$

Complete
the
number
bond.



Count **back** by 1s.


10

Day 3

Draw a picture and solve.

$$\underline{4} + \underline{2} = \underline{\quad}$$

Complete
the
number
bond.



Count **back** by 1s.


17

Day 4

Draw a picture and solve.

$$\underline{3} + \underline{2} = \underline{\quad}$$

Complete
the
number
bond.



Count **back** by 1s.


11

Day 5

Draw a picture and solve.

$$\underline{1} + \underline{5} = \underline{\quad}$$

Complete
the
number
bond.



Count **back** by 1s.

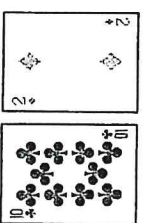
19

Addition Top-It


Players 2

Materials: Deck of cards, face cards worth ten, Ace worth 1 or 11.

How to Play: Each player turns over two cards and adds them together. The player with the greatest sum wins all the cards. Continue until all the cards are gone.



$$2 + 10 = 12$$



$$5 + 5 = 10$$



Player 1 wins all four cards.

Make the game easier by taking higher digit cards c of the deck. Make the game harder by add 3 cards