

Kindergarten
April 13-17


- Sight word practice. (Print and cut flash cards. You can practice with your child each week.)
- 2 per day - Language Arts Practice pages.
- 1 per day - Math Review Page
- Read and Spell Choice Boards.
 - There is one page included each day however, you can choose to do one page each week and save some pages to do through the summer.

Name _____

Trace and write the letters.




Tracing practice for letters Hh, Ee, and Ff on a three-line grid. Each letter is shown once as a solid line and once as a dashed line for tracing.

Draw something that has the short e sound in the middle.



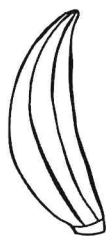

Find and circle all the letters

Activity for finding and circling letters Ff, Hh, and Ee. It includes three crayons labeled 'blue', 'yellow', and 'red' above a grid of letters.

Ff	Hh	Ee
		
w h e F r H	H a J s e K	R f R X y f
E H E P g l	J d H O e h	f h j F h g

Draw a line to match each picture to the correct beginning sound

H E F B L K



Name _____

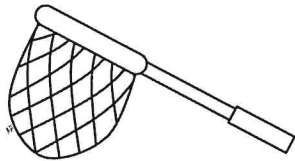
Trace and write the sight words.

she she

was was

is is

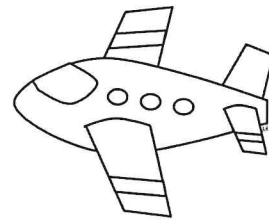
Write the letter 'e' to finish each word. Read the words.



net



vet



jet

Write the sight words in the letter boxes.

little [] [] [] [] [] []

is

[] []

she [] [] []

with

[] [] [] []

she

are

[] [] []

was [] [] []

he

[] []



Unit 6
Week 3

Read *and* Spell Choice Board!

Directions: Choose one activity every day to practice your spelling words! Check or color a box when you finish an activity!

Word List F (Word Family "-at")

cat hat bat sat mat

Play-doh Fun!

Read all 5 words.
Then build them
using Play-doh!

Tic-Tac-Toe!

Read all 5 words.
Then play Tic-Tac-Toe
using the words
instead of x and o!

Illustrator Time!

Read all 5 words.
Then draw a
picture to illustrate
each word!

Hangman!

Read all 5 words.
Then play Hangman
with your family
using the word list!

Rainbow Write!

Read all 5 words.
Then rainbow write
them with colorful
markers/crayons!

Ghost Words!

Write the words in
a white crayon and
color over them
with a marker!

Author Time!

Read all 5 words.
Then write a
sentence using one
of the words!

Silly Reading!

Read all 5 words in
a silly voice, a
whisper voice, and a
singing voice!

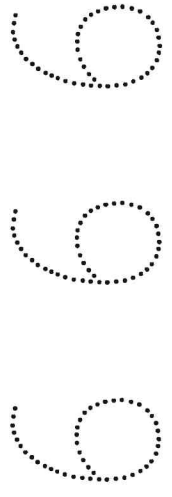
Flashlight Reading!

Read all 5 words
three times each in
the dark with a
flashlight!

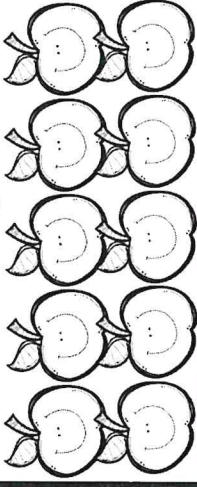
5-A-DAY MATH

Name: _____


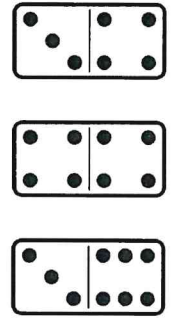
Day 1



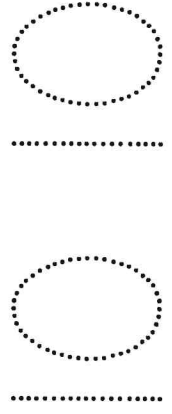
Color 3 




Which shows 8?





Day 2




Color 6 




Which shows 9?




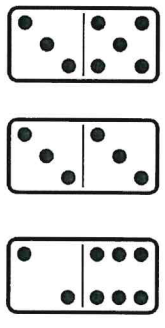
Day 3



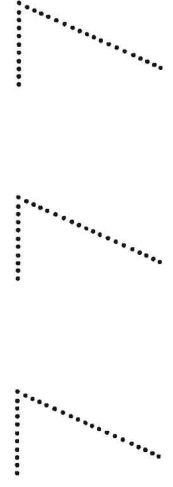
Color 4 



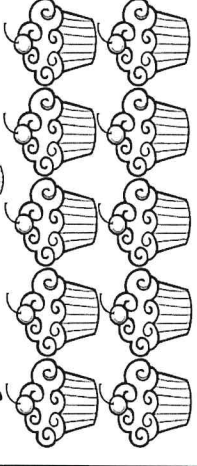
Which shows 6?




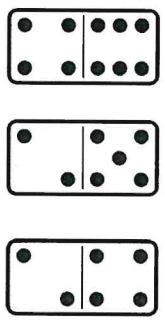
Day 4




Color 8 



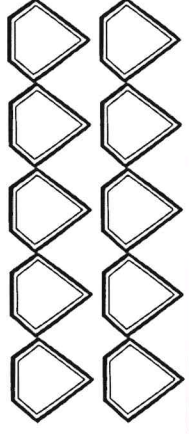
Which shows 10?



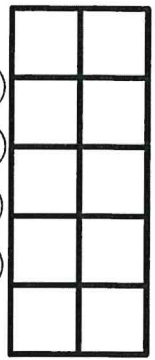
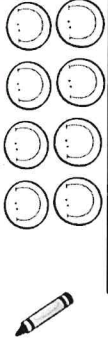

Day 5



Color 10 



Which shows 7?



Name _____

Read each sentence 2 times.

I like my  .

She likes the  .

We see a  .

A noun is a person, place, or thing. Write a noun to finish each sentence.

I see a red _____ .

She likes the _____ .

I see a little _____ .

Count the letters and write how many.

R	L	G	L	H
E	W	E	H	L
D	F	F	T	T
H	Q	B	H	L

H	E	F	B	L



Name _____

Trace and write the letters.

B b





K k


L l

Rainbow write the sight words with three colors.

she was is

Tell the word for each picture. Write the beginning sound for each picture.

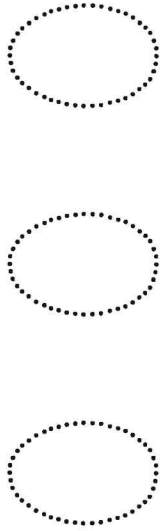




5-A-DAY MATH

Name: _____

Day 1




Show 1 more.



What comes next?

2, 3, _____

How many?



Day 2




Show 2 more.



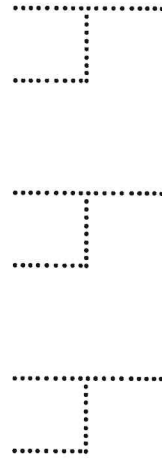
What comes next?

5, 6, _____

How many?



Day 3




Show 1 more.




What comes next?

1, 2, _____

How many?



Day 4




Show 1 more.




What comes next?

4, 5, _____

How many?



Day 5




Show 2 more.



What comes next?

3, 4, _____

How many?



Read *and* Spell Choice Board!

Directions: Choose one activity every day to practice your spelling words! Check or color a box when you finish an activity!

Word List G (Word Family "-ap")

map

cap

tap

lap

nap

Play-doh Fun!

Read all 5 words.
Then build them
using Play-doh!

Tic-Tac-Toe!

Read all 5 words.
Then play Tic-Tac-Toe
using the words
instead of x and o!

Illustrator Time!

Read all 5 words.
Then draw a
picture to illustrate
each word!

Hangman!

Read all 5 words.
Then play Hangman
with your family
using the word list!

Rainbow Write!

Read all 5 words.
Then rainbow write
them with colorful
markers/crayons!

Ghost Words!

Write the words in
a white crayon and
color over them
with a marker!

Author Time!

Read all 5 words.
Then write a
sentence using one
of the words!

Silly Reading!

Read all 5 words in
a silly voice, a
whisper voice, and a
singing voice!

Flashlight Reading!

Read all 5 words
three times each in
the dark with a
flashlight!

Name _____

Draw a picture that starts with each of the letters. Write the words on the line.


L	F	K
----------	----------	----------

_____	_____	_____
-----	-----	-----
_____	_____	_____

Color by the code.



H



E



B



L

Scrambled letters in boxes: E, H, E, H, E, B, L, L, B, H, L, B, B, H, P, B.

Write the beginning sound finish each word. Read the words.



oat



at



ish

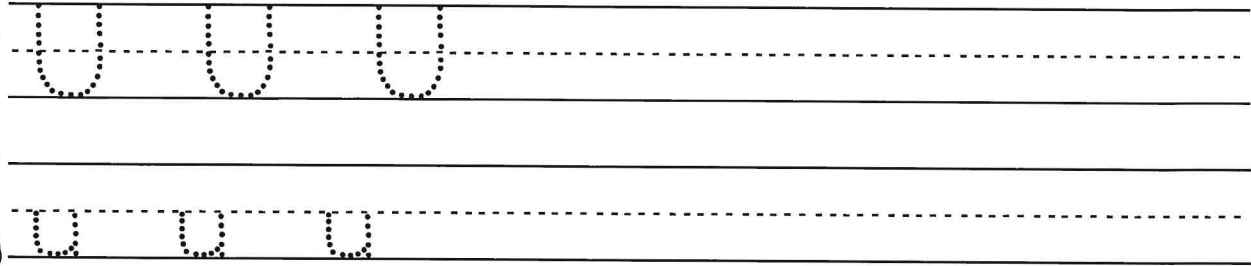


if




Name _____

Trace and write the letters.







Draw something that starts with letter Uu



Find and circle all the letter Uu's

E a k O U u
G X U y r w
t z l t u U
J G o g k l
u y U u u b
Q U p d h u

Color the pictures that begin with Uu



Unit 7
Week 1

Read *and* Spell Choice Board!

Directions: Choose one activity every day to practice your spelling words! Check or color a box when you finish an activity!

Word List H (Short Vowel A - Mixed I)

bag

cab

ran

sad

ham

Play-doh Fun!

Read all 5 words.
Then build them
using Play-doh!

Tic-Tac-Toe!

Read all 5 words.
Then play Tic-Tac-Toe
using the words
instead of x and o!

Illustrator Time!

Read all 5 words.
Then draw a
picture to illustrate
each word!

Hangman!

Read all 5 words.
Then play Hangman
with your family
using the word list!

Rainbow Write!

Read all 5 words.
Then rainbow write
them with colorful
markers/crayons!

Ghost Words!

Write the words in
a white crayon and
color over them
with a marker!

Author Time!

Read all 5 words.
Then write a
sentence using one
of the words!

Silly Reading!

Read all 5 words in
a silly voice, a
whisper voice, and a
singing voice!

Flashlight Reading!

Read all 5 words
three times each in
the dark with a
flashlight!

Name: _____

5-A-DAY MATH

Day 1

1 1 1 1 1 1 1 1




Show 1 less.



Fill in the blank.

4, 5, __, 7

How many?



Day 2

3 3 3




Show 2 less.



Fill in the blank.


6, 7, __, 9

How many?



Day 3

5 5 5




Show 1 less.



Fill in the blank.


2, 3, __, 5

How many?



Day 4

7 7 7




Show 2 less.



Fill in the blank.

7, 8, __, 10

How many?



Day 5

9 9 9




Show 2 less.



Fill in the blank.

5, 6, __, 8

How many?




Name _____

Trace and write the sight words.


have

for

Write the letter 'u' to finish each word. Read the words.



du_k



pu_



ju_g

Write the sight words in the letter boxes.

have



for



she



Unit 7
Week 1

Unit 7
Week 1

Name _____

Read each sentence 2 times.

I have a brown .

The  is for my .

Can we have  ?

A verb is an action word. Read each sentence and circle the verb.

She can jump over the log.

I like to run to at the park.

We can sing a song.

The dog can eat the bone.

Count the letters and write how many.

t	R	g	R	U
u	H	d	e	x
h	U	u	y	u
J	P	U	q	i

U	u



Unit 7
Week 1

Read and Spell Choice Board!

Directions: Choose one activity every day to practice your spelling words! Check or color a box when you finish an activity!

Word List I (Short Vowel A - Mixed 2)

pad

fan

tag

lab

ram

Play-doh Fun!

Read all 5 words.
Then build them
using Play-doh!

Tic-Tac-Toe!

Read all 5 words.
Then play Tic-Tac-Toe
using the words
instead of x and o!

Illustrator Time!

Read all 5 words.
Then draw a
picture to illustrate
each word!

Hangman!

Read all 5 words.
Then play Hangman
with your family
using the word list!

Rainbow Write!

Read all 5 words.
Then rainbow write
them with colorful
markers/crayons!

Ghost Words!

Write the words in
a white crayon and
color over them
with a marker!

Author Time!

Read all 5 words.
Then write a
sentence using one
of the words!

Silly Reading!

Read all 5 words in
a silly voice, a
whisper voice, and a
singing voice!

Flashlight Reading!

Read all 5 words
three times each in
the dark with a
flashlight!

Name: _____

5-A-DAY MATH

Day 1

6 6 6




Show 2 more.



Fill in the blank.

4, __, 6, 7

How many?



Day 2

8 8 8




Show 2 less.



Fill in the blank.

6, __, 8, 9

How many?



Day 3

3 3 3




Show 2 more.



Fill in the blank.

2, __, 4, 5

How many?



Day 4

2 2 2




Show 2 less.



Fill in the blank.

7, __, 9, 10

How many?



Day 5

5 5 5




Show 2 more.



Fill in the blank.

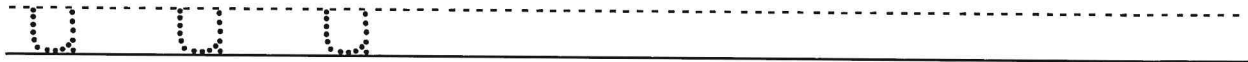
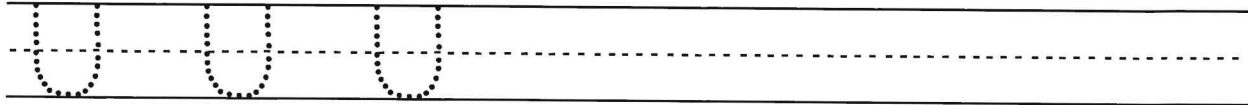
5, __, 7, 8

How many?



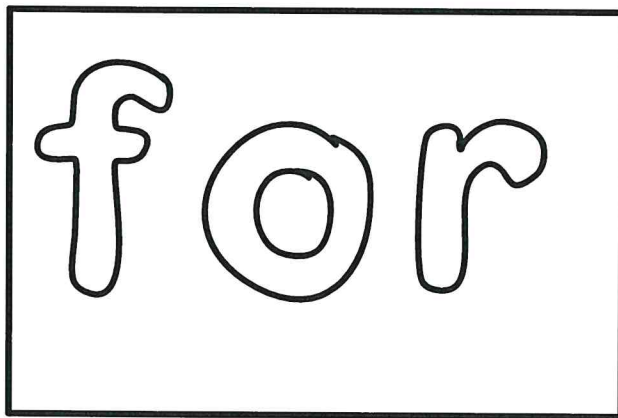
Name _____

Trace and write the letters.





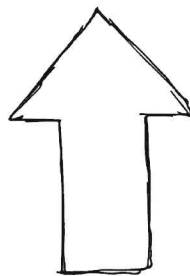
Rainbow write the word with three colors.

Read the words. Color all the boxes with the word *have*.



we	I	have	we
for	the	a	have
can	we	have	the
have	she	little	have

Tell the word for each picture. Write *u* under each picture that begins with the /u/ sound.



Unit 7
Week 1


Name _____

Draw and write three things that start with a letter U sound


--	--	--

_____	_____	_____
-----	-----	-----
_____	_____	_____

Color the umbrellas with a letter U on them.



Write the letter 'u' to finish each word. Read the words.



u b

u b



Unit 7
Week 1

Read and Spell Choice Board!

Directions: Choose one activity every day to practice your spelling words! Check or color a box when you finish an activity!

Word List J (Word Family "et")

jet

pet

wet

net

met

Play-doh Fun!

Read all 5 words.
Then build them
using Play-doh!

Tic-Tac-Toe!

Read all 5 words.
Then play Tic-Tac-
Toe using the words
instead of x and o!

Illustrator Time!

Read all 5 words.
Then draw a
picture to illustrate
each word!

Hangman!

Read all 5 words.
Then play Hangman
with your family
using the word list!

Rainbow Write!

Read all 5 words.
Then rainbow write
them with colorful
markers/crayons!

Ghost Words!

Write the words in
a white crayon and
color over them
with a marker!

Author Time!

Read all 5 words.
Then write a
sentence using one
of the words!

Silly Reading!

Read all 5 words in
a silly voice, a
whisper voice, and a
singing voice!

Flashlight Reading!

Read all 5 words
three times each in
the dark with a
flashlight!

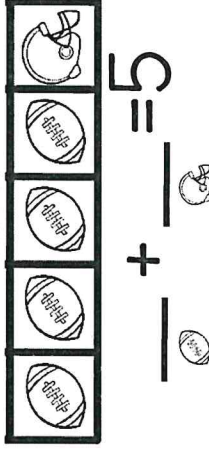
5-A-DAY MATH

Name: _____

Day 1



Use 2 colors.



Write the number before and after.


 5

Circle the number word

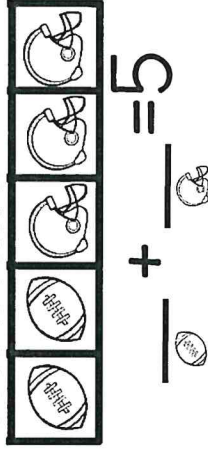
2

five
two
six

Day 2



Use 2 colors.



Write the number before and after.

 9

Circle the number word

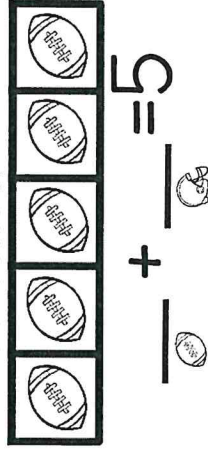
5

one
three
five

Day 3



Use 2 colors.



Write the number before and after.

 6

Circle the number word

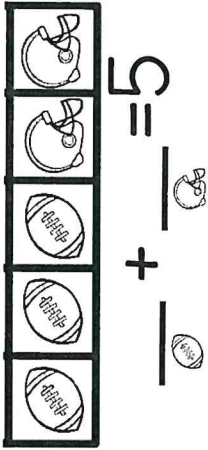
1

four
one
seven

Day 4



Use 2 colors.



Write the number before and after.

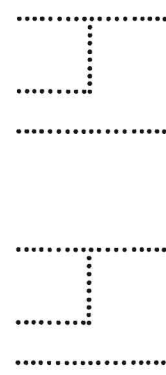
 3

Circle the number word

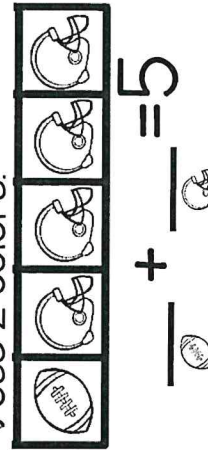
0

zero
two
three

Day 5



Use 2 colors.



Write the number before and after.

 8

Circle the number word

3

six
five
three


Name _____

Trace and write the letters.

W w

G g




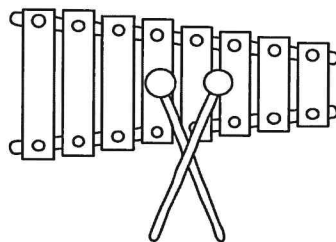
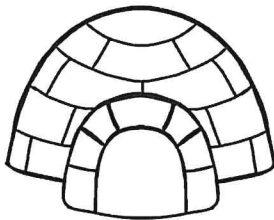
Draw something that starts with letter Ww.



Find and circle all the letter Gg's

p	G	D	g	p	G
R	D	g	k	l	q
G	g	l	u	o	S
H	T	G	y	g	a
j	W	H	D	f	Q
B	p	Q	G	g	G

Color the pictures that begin with G.



Name _____

Read each sentence 2 times.

I like to play with my nice



He has a new blue



Can we play with you?

Add silent e to each word. Practice reading the words.

pip

rip

lim

lit

hid

pid

Count the letters and write how many.

I	o	i	D	I
j	i	J	t	o
L	T	L	i	l
I	R	I	F	I

I	i



Read and Spell Choice Board!

Directions: Choose one activity every day to practice your spelling words! Check or color a box when you finish an activity!

Word List K (Word Family "en")

pen ten den hen men

<p>Play-doh Fun! Read all 5 words. Then build them using Play-doh!</p>	<p>Tic-Tac-Toe! Read all 5 words. Then play Tic-Tac-Toe using the words instead of x and o!</p>	<p>Illustrator Time! Read all 5 words. Then draw a picture to illustrate each word!</p>
<p>Hangman! Read all 5 words. Then play Hangman with your family using the word list!</p>	<p>Rainbow Write! Read all 5 words. Then rainbow write them with colorful markers/crayons!</p>	<p>Ghost Words! Write the words in a white crayon and color over them with a marker!</p>
<p>Author Time! Read all 5 words. Then write a sentence using one of the words!</p>	<p>Silly Reading! Read all 5 words in a silly voice, a whisper voice, and a singing voice!</p>	<p>Flashlight Reading! Read all 5 words three times each in the dark with a flashlight!</p>

Name: _____

5-A-DAY MATH

Day 1

15 | 15

Use 2 colors.

$\underline{\quad} + \underline{\quad} = 5$

Write the number before and after.

 12

Circle the number word

7
five
seven
six

Day 2

16 | 16

Use 2 colors.

$\underline{\quad} + \underline{\quad} = 5$

Write the number before and after.

 11

Circle the number word

9
nine
eight
five

Day 3

17 | 17

Use 2 colors.

$\underline{\quad} + \underline{\quad} = 5$

Write the number before and after.

 14

Circle the number word

10
four
ten
seven

Day 4

18 | 18

Use 2 colors.

$\underline{\quad} + \underline{\quad} = 5$

Write the number before and after.

 10

Circle the number word

6
nine
two
six

Day 5

19 | 19

Use 2 colors.

$\underline{\quad} + \underline{\quad} = 5$

Write the number before and after.

 13

Circle the number word

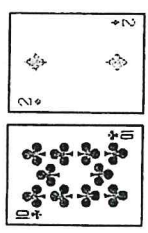
8
eight
five
ten

Addition Top-It

Players 2

Materials: Deck of cards, face cards worth ten, Ace worth 1 or 11.

How to Play: Each player turns over two cards and adds them together. The player with the greatest sum wins all the cards. Continue until all the cards are gone.



$$2 + 10 = 12$$



$$5 + 5 = 10$$



Player 1 wins all four cards.

Make the game easier by taking higher digit cards of the deck. Make the game harder by add 3 cards